

# Bad Boy Horn On KLR650

I mounted the horn just to left of the radiator using the existing bolts. The bracket is 3/32" thk. Aluminum sheet.




Fig. Bad Boy Horn-01.JPG




Fig. Bad Boy Horn-01.JPG



Fig. Bad Boy Horn-03.JPG



Horn Mounting  
Tab & Bolt

Fig. Bad Boy Horn-04.JPG





Fig. Bad Boy Horn-05.JPG



Bracket & Screw  
To keep horn from  
Pivoting on it's  
Single mtg. bolt

Mtg. Bolt Detail  
NOTE  
The lock washer

The Nut is  
Epoxy'd in place

Fig. Bad Boy Horn-06.JPG

# Bad Boy Horn On KLR650




Fig. Bad Boy Horn-07.JPG




Fig. Bad Boy Horn-08.JPG

Bracket & Screw  
Added to keep  
Horn from pivoting  
On it's one Mtg. bolt



Fig. Bad Boy Horn-09.JPG




Fig. Bad Boy Horn-10.JPG

Tab is approximately  
12 deg's to position  
the horn from touching  
the faring, and clearing  
front forks

Finished & painted  
bracket



Fig. Bad Boy Horn-12.JPG



Fig. Bad Boy Horn-13.JPG

Final installation

The old  
&  
The New